

the entrance. Check for queen-right one month after application. Spent strips do not need to be removed at the end of the treatment period. When removed, dispose of by composting when allowed by local regulations. Always follow applicable disposal regulations.

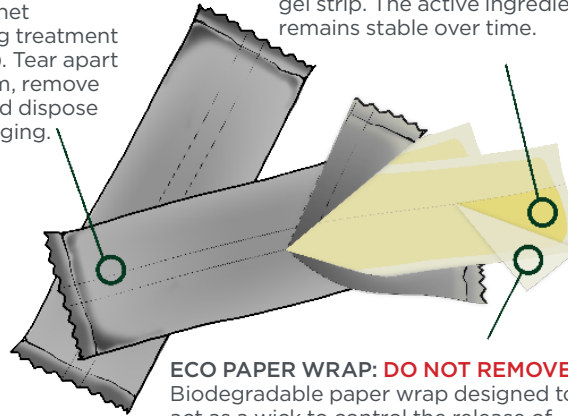
**WARRANTY STATEMENT:**

To the extent consistent with applicable law, the pesticide manufacturer, or the seller shall not be liable for consequential, special, or indirect damages resulting from the use, handling, application, storage, or disposal of this product, or for damages in the nature of penalties, and the buyer and the user waive any right that they may have to such damages.

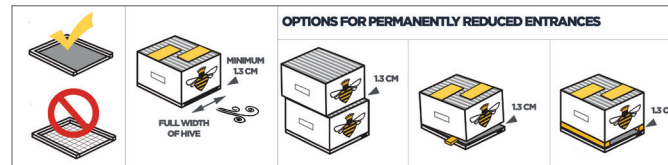
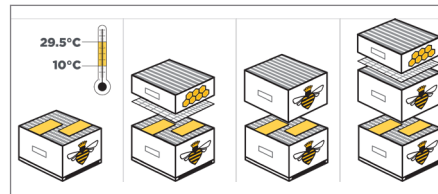
**FORMIC PRO® COMPONENTS**

**OUTER METALLIC FILM SACHET:**  
Film sachet enclosing treatment (2 strips). Tear apart outer film, remove strips and dispose of packaging.

**FORMIC ACID GEL MATRIX:**  
Formic Acid polysaccharide gel strip. The active ingredient remains stable over time.



**ECO PAPER WRAP: DO NOT REMOVE**  
Biodegradable paper wrap designed to act as a wick to control the release of the formic acid vapors over the 14 day treatment period.



**APPROVED PURSUANT TO THE HSNO ACT 1996, APPROVAL CODE: HSR100672**

Registered pursuant to the ACVM Act 1997, No.P9489

see [www.foodsafety.govt.nz](http://www.foodsafety.govt.nz) for registration conditions



**KEEP OUT OF REACH OF CHILDREN**



**HAZARDOUS TO HUMANS AND DOMESTIC ANIMALS**

**READ THE ENCLOSED PACKAGING LEAFLET FOR FULL APPLICATION INSTRUCTIONS BEFORE USING THIS PRODUCT**



**REGISTERED TO: NOD APIARY PRODUCTS LTD.**  
P.O. Box 117, 2325 Frankford Rd,  
Frankford, Ontario, Canada K0K2C0  
[www.nodglobal.com](http://www.nodglobal.com)  
Product Information Contact:  
(001) 613-398-8422 or [info@nodglobal.com](mailto:info@nodglobal.com)

**NEW ZEALAND AGENT: PF CONSULTANTS**  
P.O. Box 4352 Hamilton East,  
Hamilton, 3247, New Zealand  
(021) 0225-4588

For treatment of Varroosis caused by **Varroa destructor** in honey bees (*Apis mellifera*)





Active ingredient **422.55g/kg formic acid in the form of vapour releasing strips.**

## USER SAFETY PROCEDURES AND PERSONAL PROTECTIVE EQUIPMENT (PPE):

### DANGER

Causes severe skin burns and eye damage. Harmful if swallowed. Harmful if inhaled. Have rinse water readily available. Do not eat, drink or smoke when using this product. Use only outdoors or in well ventilated areas. Do not breathe vapours.

Wear coveralls or long-sleeved shirt and long pants, socks and closed-toe footwear, suitable formic acid resistant gloves (PVC, neoprene, or nitrile), and protective eyewear. Use caution when opening the packaging, especially in warm weather. After use, rinse off gloves before removal, wash hands thoroughly after handling. Clean PPE after each use. Follow the manufacturer's instructions for cleaning/maintaining PPE. If no such instructions for washables exist, use detergent and hot water. Keep and wash PPE separately from other laundry. Wash contaminated clothing before reuse. Use detergent and hot water. Wash separately from other laundry.

+ FIRST AID TREATMENT	
 <b>IF SWALLOWED</b>	<ul style="list-style-type: none"><li>Rinse mouth thoroughly, do NOT induce vomiting.</li></ul>
 <b>IF ON SKIN (OR HAIR)</b>	<ul style="list-style-type: none"><li>Remove all contaminated clothing immediately, rinse skin or hair thoroughly with water.</li></ul>
 <b>IF IN EYES</b>	<ul style="list-style-type: none"><li>Rinse cautiously with water for several minutes, remove contact lenses if present and easy to do. Continue rinsing.</li></ul>
 <b>IF INHALED</b>	<ul style="list-style-type: none"><li>Remove to fresh air and keep at rest in a position comfortable for breathing.</li></ul>
<ul style="list-style-type: none"><li>If medical advice is needed for any of the above, have product container or label at hand and contact the <b>National Poison Centre 0800 POISON (0800 764 766)</b> or a <b>doctor immediately</b></li><li>May be corrosive to metals. Keep in original container.</li><li>Absorb spillage to prevent material damage.</li></ul>	

### ENVIRONMENTAL HAZARDS

Harmful to aquatic life. Harmful to terrestrial vertebrates. Avoid release to the environment.

### STORAGE AND DISPOSAL

#### STORAGE

Keep locked up. Store indoors, in original container, out of direct sunlight, in a cool, dry and well-ventilated area, away from sulphuric acid, oxidizing agents, and sources of ignition. Avoid heat, sparks, and open flames. Keep containers tightly closed.

### FOR DISPOSAL OF UNUSED, UNWANTED, OR DAMAGED PRODUCT

Contact the manufacturer at 001-613-398-8422, email: info@nodglobal.com

#### SACHET DISPOSAL

Rinse with water or air dry empty sachet, wearing PPE, and then dispose of according to local regulations.

#### CONTAINER DISPOSAL

Place in refuse or offer for recycling if available in compliance with local regulations.

### IT IS AN OFFENCE TO USE THIS PRODUCT ON ANIMALS

#### WITHHOLDING PERIOD

Do Not Harvest Honey for 2 Weeks from End of Treatment

Treatment period is 7 days

#### GENERAL INFORMATION

Formic Pro® is a formic acid polysaccharide gel strip wrapped in eco-paper, which acts as a wick to control the release of the formic acid vapours. Formic acid is a bio-pesticide which is a natural component of honey. The excipients in the strips are saccharides. Appearance and texture of the strips may vary.

**RESISTANCE MANAGEMENT:** Mites are not expected to develop resistance to Formic Acid, rotation is not necessary. Formic Pro® should not be used at the same time as other miticides.

#### DIRECTIONS FOR USE

**TIMING:** It is highly recommended to monitor phoretic mite levels monthly and treat when local thresholds are reached. Treat during colony population increase and peak phases to protect the bees going into the honey flow, and then to apply another treatment in the decrease phase to protect the bees that will make up the winter cluster. In warmer climates additional treatments may be necessary due to longer brood rearing time. Missed treatments can lead to excessive varroa loads and may require more than one treatment.

**HIVE CONFIGURATION:** FORMIC PRO® is designed for use with standard Langstroth equipment or equivalent (e.g. Dadant), single or double brood chamber hives, with the colony cluster covering a minimum of 10,000 bees (approximately six 23 cm deep frames). An entrance must be provided that is the full width of the hive, typically the bottom board entrance, minimum height 1.3 cm. The bot-

tom entrance must be fully open for the entire duration of treatment. Any restriction on the entrance into the brood chamber (e.g. reducer or mouse guard) must be removed to prevent excessive damage to the colonies. Screen bottom boards should be closed off during treatment to prevent formic acid vapor loss. Screen bottoms should not be considered a source of fresh air as bees are not designed to move air up through the screen.

**APPLICATION:** Outside daytime highs should be between 10 - 29.5°C on day of application. Hot temperatures ( $\geq 33^\circ\text{C}$  during the first 3 days) may lead to excessive bee, brood and queen loss. Treatment may trigger supercedure of fragile queens, regardless of age. Do not disturb brood chamber frames during the application process. Colonies should have good food reserves prior to treatment, and should not be in-hive fed during the treatment. Once the hive is prepared, carefully remove the strips from the sachet and separate the two strips. **DO NOT REMOVE THE ECO-PAPER WRAP - IT ACTS AS A WICK.**

For hives with single or double brood chambers place treatment on the top bars of the frames of the lower brood chamber. No additional rim should be used.

Lay two strips, staggering them so they lay flat and across the full width of the brood chamber, with approximately 5 cm between strips and 10 cm between the ends of the brood chamber and the outer edges of the strips. Refer to the Application Options pictogram.

Put on a honey super complete with frames at time of application if necessary to provide adequate space for strong colonies to expand, or if a honey flow is expected. It is acceptable to have queen excluders in place. Allow a minimum of one month between applications. Do not mix with other miticides.

**POST APPLICATION:** Colonies are expected to expand the cluster as part of controlling vapor concentration during the first 3 days of treatment. Bearding behavior may be observed. Do not disturb the colony during the 7-day treatment period. Natural birth and death rate is 1500 bees per day. As part of treatment, up to 2 cups (i.e. 1,200) of dead bees maybe observed at